

START

Round Count: 10 pistol, 10 rifle and 6+ shotgun.

One Long gun staged at position 1 the other at position 2. Pistols holstered. Guns may be shot in any order but rifle not last.

Begin standing at start position. Hands on Hat.

Line: “Boots and saddles, Boys!”

ATB: Move to position of choice.

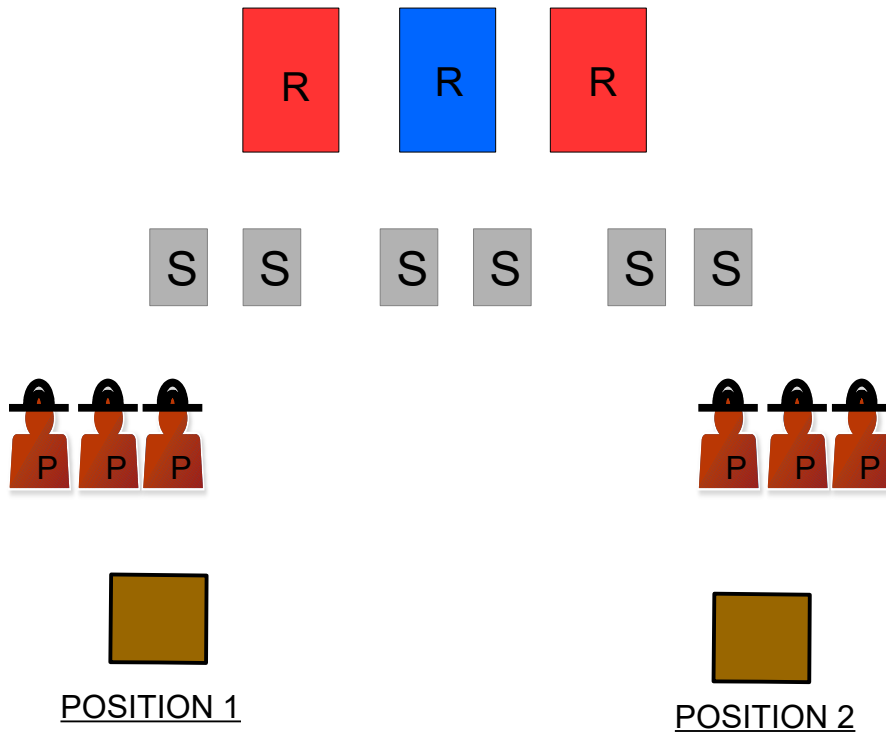
Procedure: If starting with the rifle, engage the rifle targets in a 2-1-2 sweep and repeat.

Shotgun: Knock targets in any order.

Pistols: May use 5 rounds from each of two positions, or ten rounds from 1 position. Targets are engaged per rifle instructions. Pistols may be split.

Stage 2

Berm 3



START



Round Count: 10 pistol, 10 rifle and 6+ shotgun.

One Long gun staged at position 1 the other at position 2. Pistols holstered. Guns may be shot in any order but rifle not last.

Begin standing at start position next to fence with lasso in hand.

Line: “ **Somebody put a loop on that critter!**”

ATB: Throw lasso around horses neck for a 5 sec. Bonus.

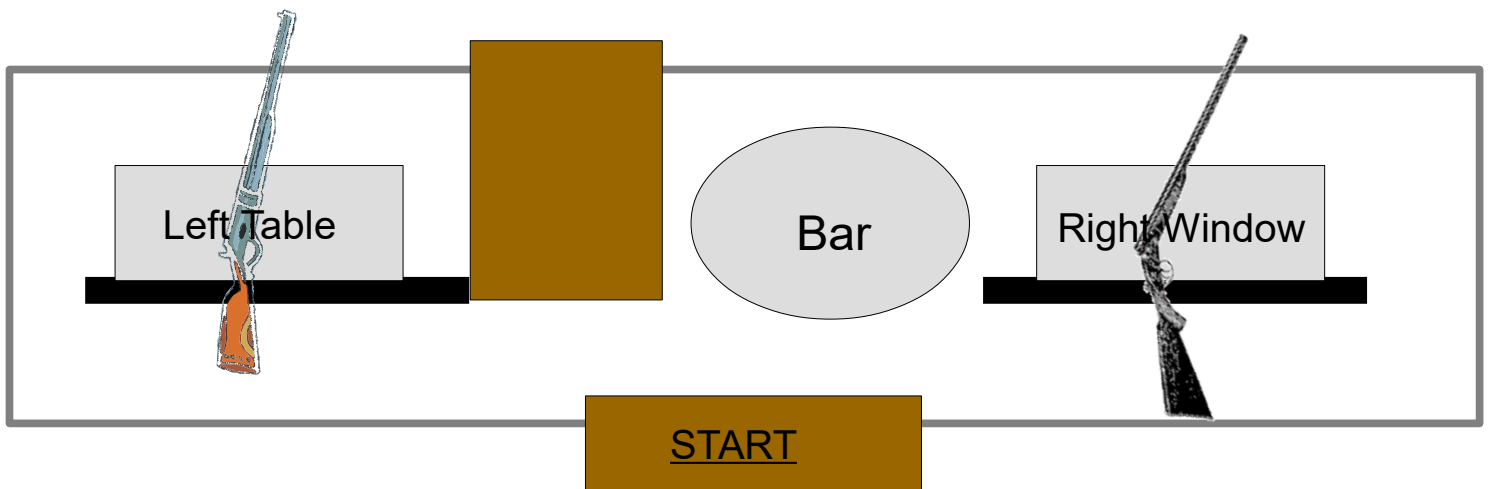

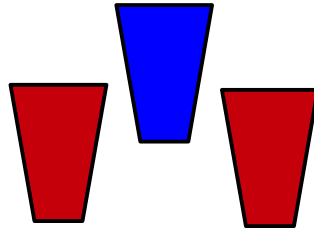
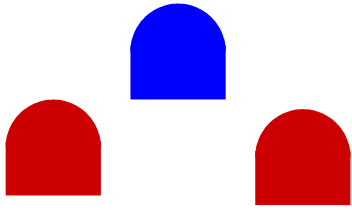
Move to position of choice.

Rifle: If starting with rifle, with the first 5 rounds engage the targets at least once. With second 5 rounds, repeat instructions.

Pistols: May use 5 rounds from either position, or ten rounds from 1 position. Targets are engaged per rifle instructions.

Shotgun: Knock down the shotgun targets in any order from 1 or both positions.

Stage 3 "DER HOOSGAW"



Round count 10 rifle, 10 pistol, 4+ shotgun.

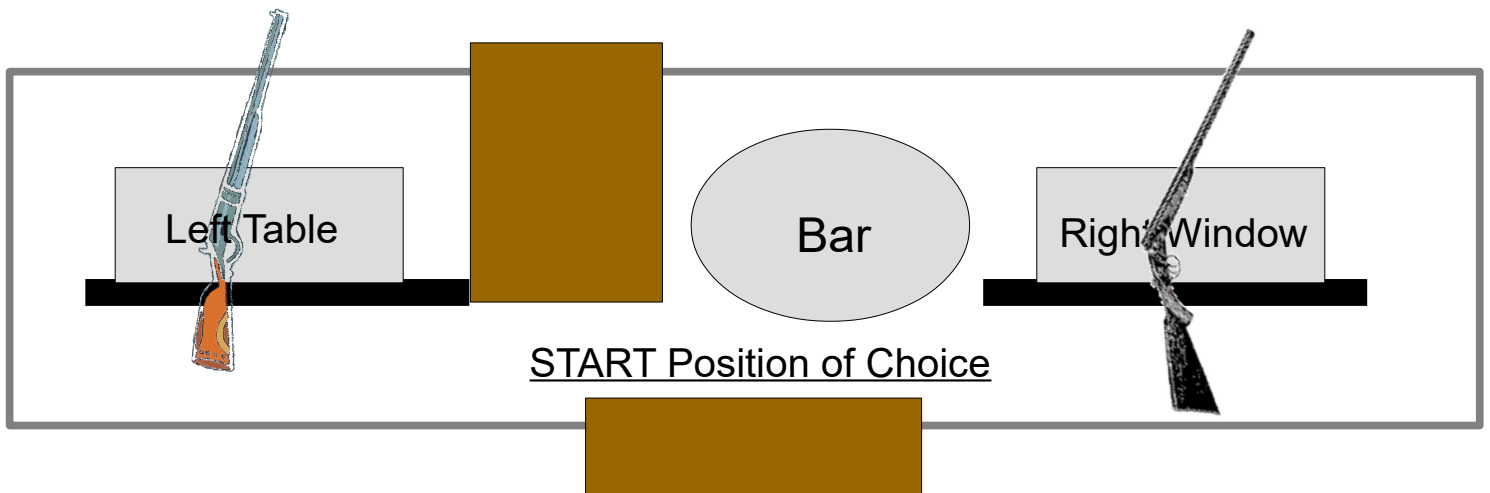

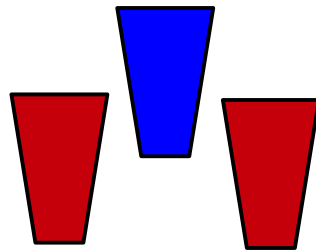
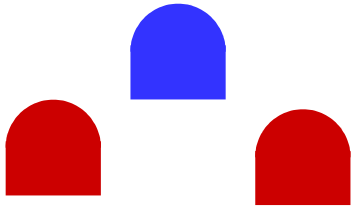
Rifle staged on left table, shotgun staged on right window, pistols holstered. Begin standing **in doorway. Hands on frame.**

Stage may be shot in any order but rifle not last.

Line: "They're a-gittin' away!"

ATB: If starting with rifle, place 2 rounds on the center target, then three rounds on an outside target. Then, place 2 rounds on the center target and three rounds on the other outside target. Make rifle safe on the table and with pistols, repeat per rifle instructions. With the shotgun, knock-em down.

Stage 4
"DER HOOSGAW"



Round count 10 rifle, 10 pistol, & 4+ shotgun.


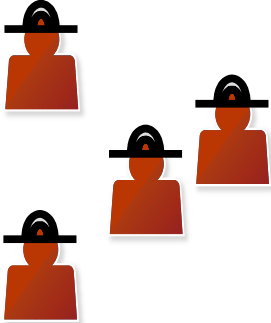
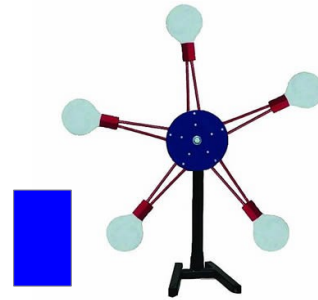
Rifle staged on right window, shotgun staged at right window, pistols holstered. Begin standing at position of choice. Hands on hat. Guns may be shot in any order but rifle not last.

Line: "Well, shoot!"

ATB: If starting with the rifle, with the first 5 rounds, alternate shots on the outside targets for 4 rounds and place the 5th round on the center target. Repeat with the next 5 rounds. With pistols, repeat per rifle instructions. With shotgun, knock-em down.



Stage 5 Bad Dog Saloon



Round count: 10 pistol, 10 rifle and 4+ shotgun.

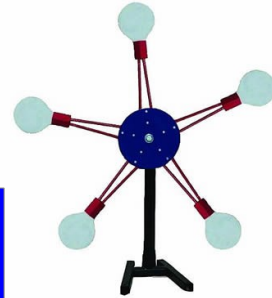
Staging: Shotgun on left window, rifle on right window. Begin standing at right window, hands on hat.

Line: "Deadeye Don loves that star!"

ATB: With the rifle, remove the five plates from the star. Any rounds left will be placed on the dump target. Move to the door and with your pistols sweep the cowboy heads with one round each alternating double taps on the dump target. (CB - Dmp, Dmp - CB - Dmp, Dmp - CB - Dmp, Dmp - CB). Move to the left window and knock down the shotgun targets in any order.



Stage 6 The Sultry Dog Saloon



Round count: 10 pistol, 10 rifle and 5+ shotgun.

Staging: Shotgun staged and shot from right window. Pistols holstered and shot from doorway. Rifle staged and shot from left window. Begin standing at position of choice, hands at low surrender.

Line: "Mamma told me not to come!"

ATB: If starting with the rifle place 3 rounds on the end targets and 2 rounds on each of the center targets in any order. Move to the doorway and with the pistols repeat per rifle instructions. Move to left window and with the shotgun, remove the plates from the Texas Star.