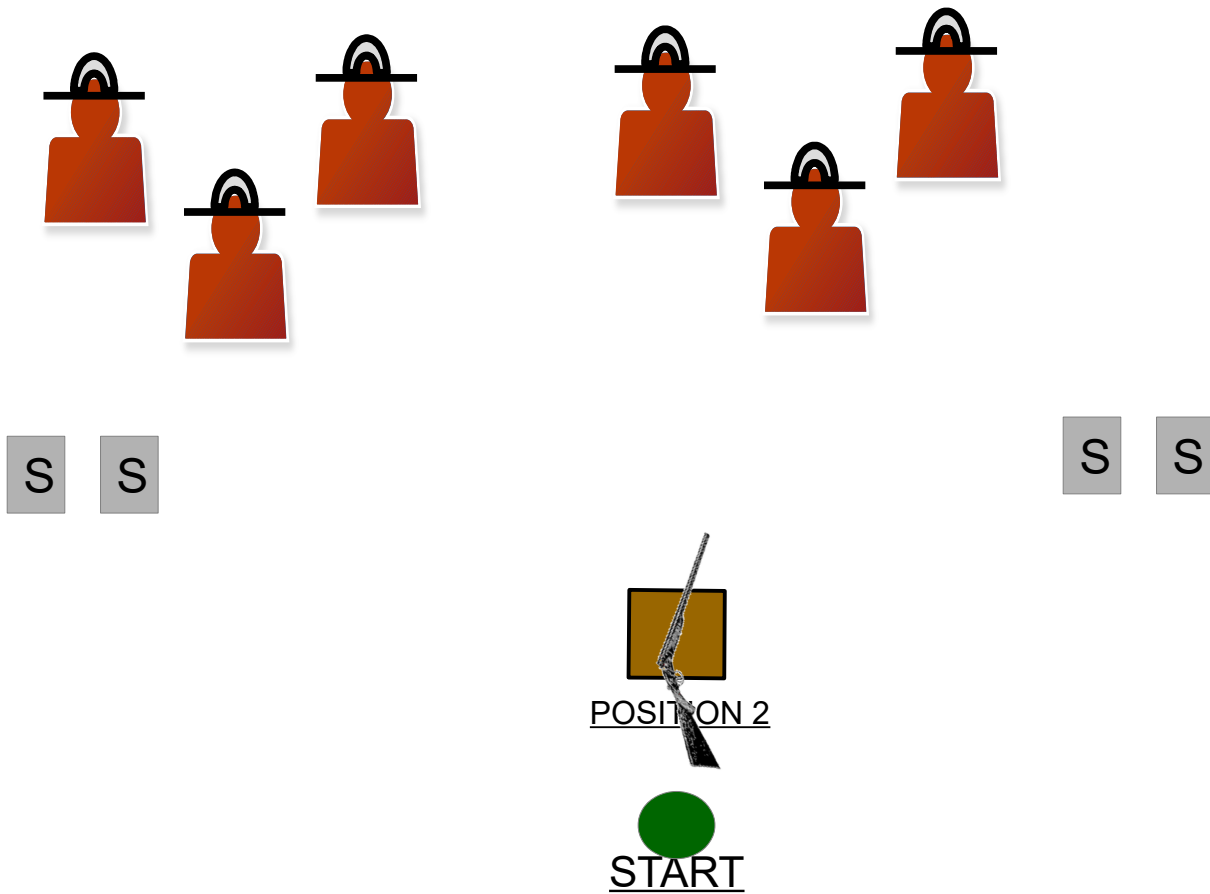


Round Count: 10 pistol, 10 rifle and 4+ shotgun.
Shotgun staged on table at position 2, pistols holstered. Begin standing at start position with one foot touching plate, rifle in hand.

Line: “All for one, one for all.”

**ATB: Engage the P/R targets in an “All – 4 – 1 Sweep”.
Move to the table and with the pistols engage the P/R targets in a “1 – 4- All Sweep”. Knock down the shotgun targets in any order.**



Round Count: 10 pistol, 10 rifle and 4+ shotgun.

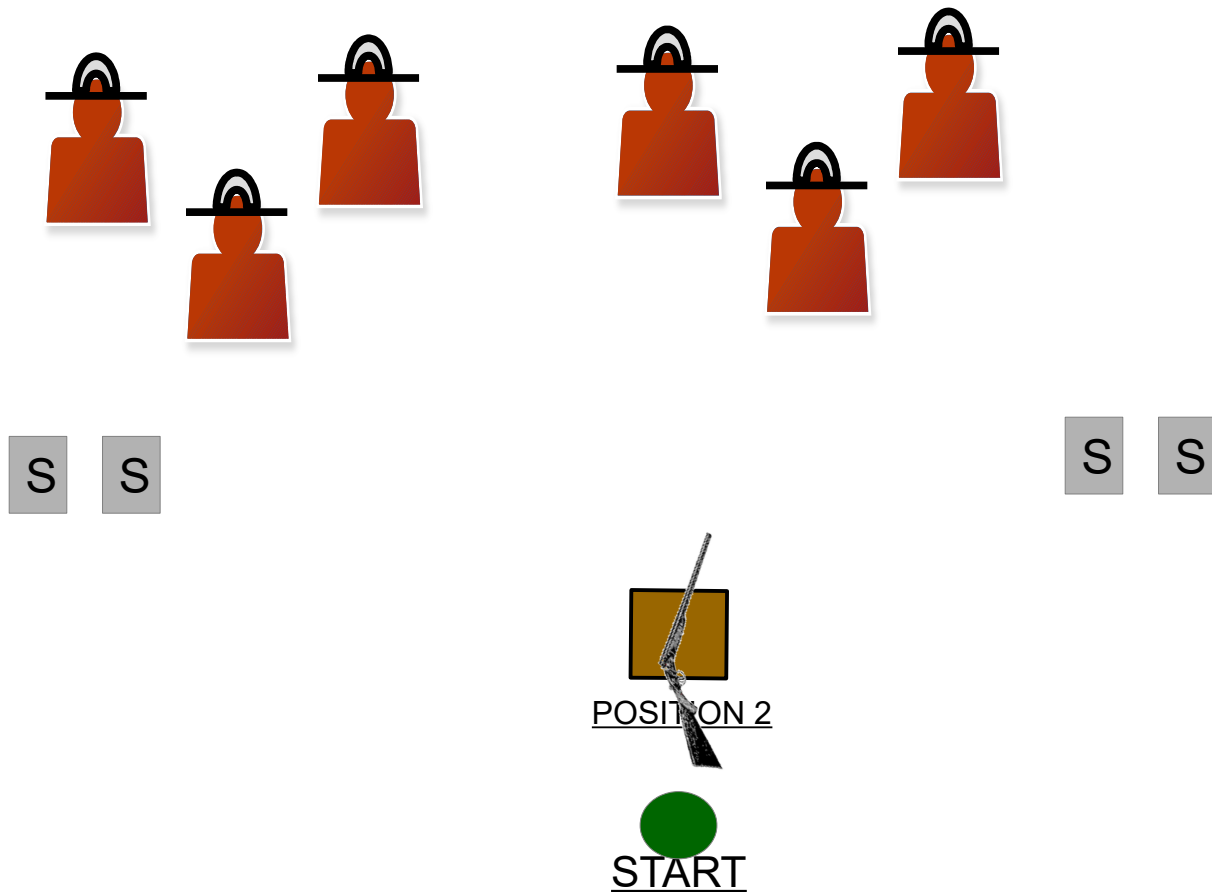
Shotgun staged on table at position 2, pistols holstered. Begin standing at start position with one foot touching plate, rifle at port arms.

Line: "That's about all I can take."

ATB: With your rifle, double tap the rear cowboy targets then place one round on each of the two front targets.

Move to the Position 2 and make the rifle safe. With your pistols, repeat per rifle instructions. With your shotgun knock down the two outside targets then the two inside targets.

Stage 3



Round Count: 10 pistol, 10 rifle and 4+ shotgun.
Shotgun staged on table at position 2, pistols holstered. Begin standing at start position with one foot touching plate, rifle in hand.

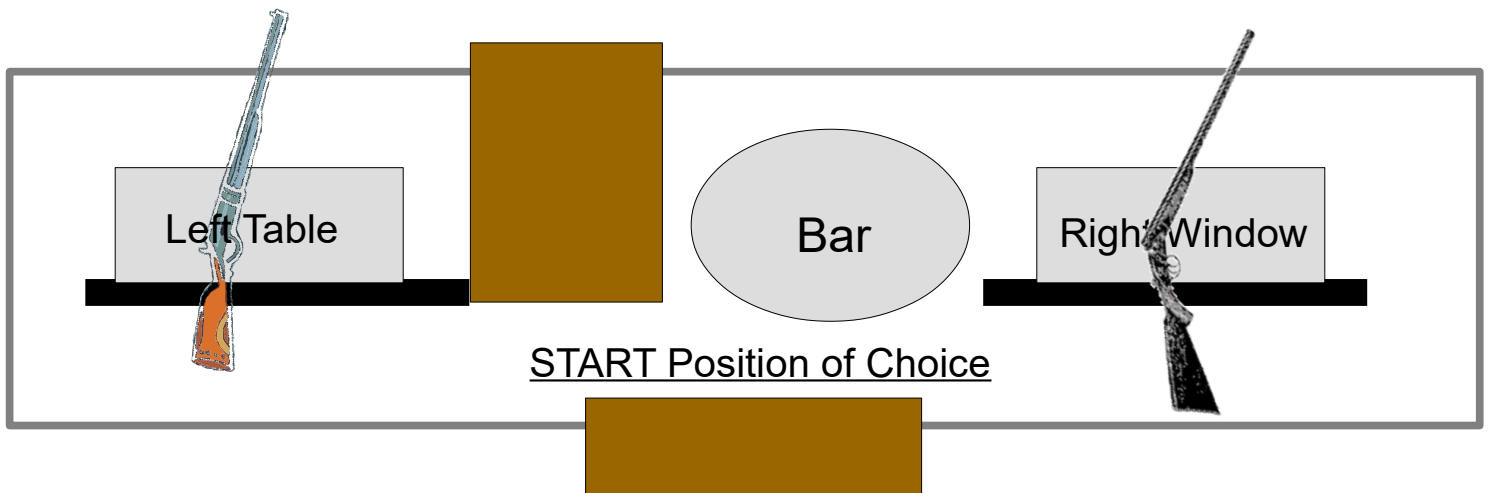

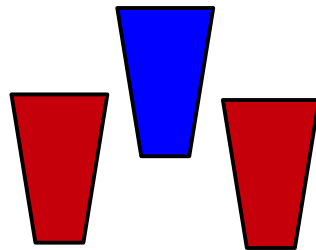
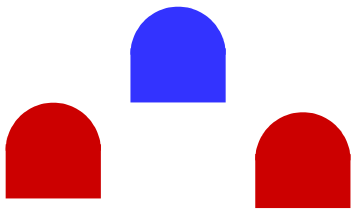
Line: "It's time to settle the score."

ATB: With your rifle, single tap the three left cowboys, the three right cowboys, then double tap the two front cowboys in any order.

Move to the table and make the rifle safe and with your pistols, repeat per rifle instructions.

With the shotgun, knock 'em down in any order.

Stage 5 "DER HOOSGAW"



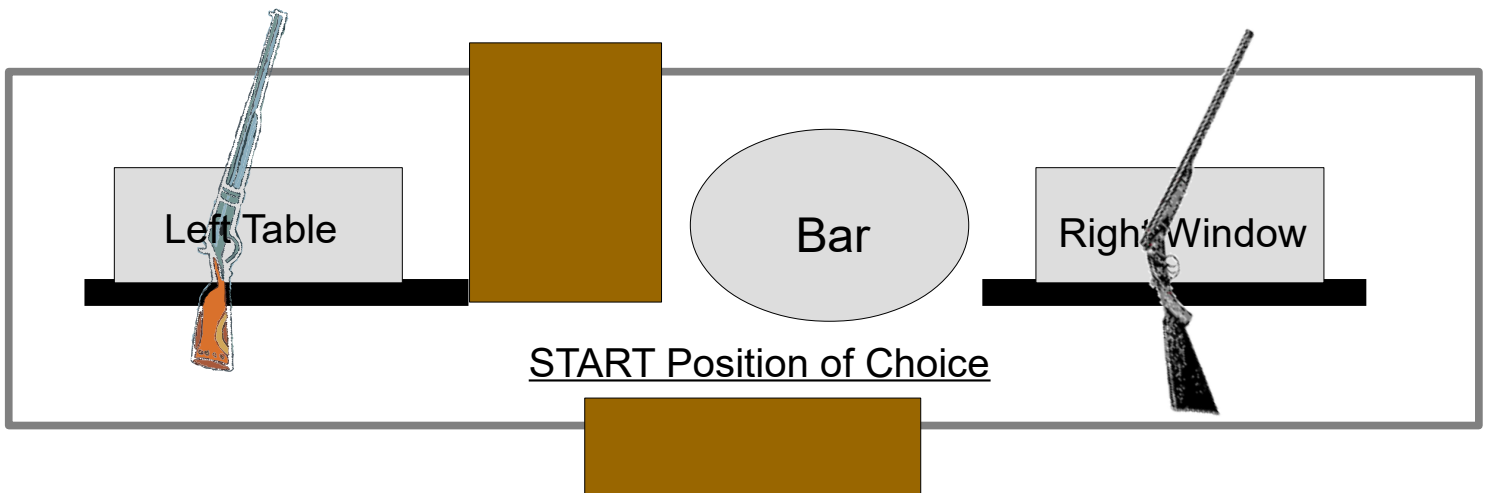

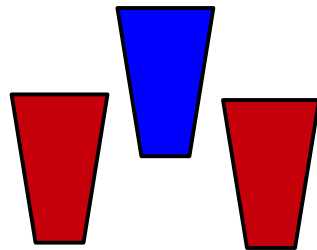
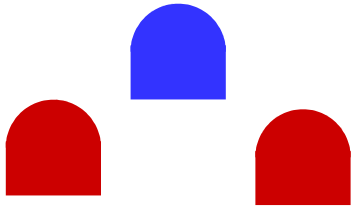
Round count 10 rifle, 10 pistol, & 4+ shotgun.

Rifle staged on left window, shotgun staged at right window, pistols holstered. Begin standing at position of choice. Hands on hat. Guns may be shot in any order but rifle not last.

Line: "Well, shoot!"

ATB: If starting with the rifle, with the first 5 rounds, alternate shots on the outside targets for 4 rounds and place the 5th round on the center target. Repeat with the next 5 rounds. With pistols, repeat per rifle instructions. With shotgun, knock-em down.

Stage 4 "DER HOOSGAW"



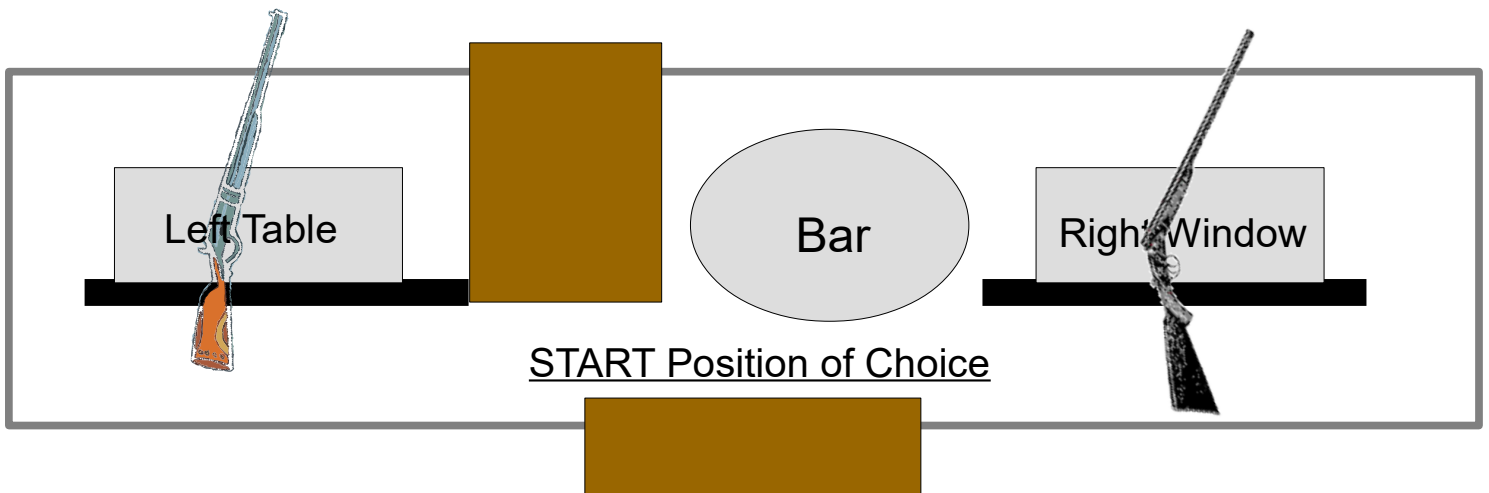

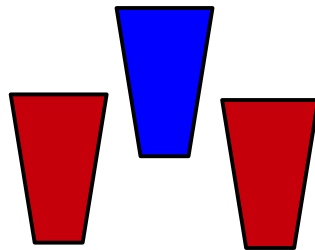
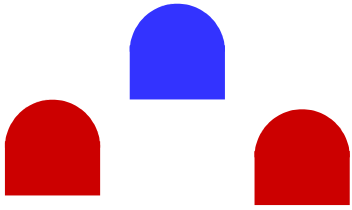
Round count 10 rifle, 10 pistol, & 4+ shotgun.

Rifle staged on left window, shotgun staged at right window, pistols holstered. Begin standing at position of choice. Hands at Texas surrender. Guns may be shot in any order but rifle not last.

Line: "Let's get this done."

ATB: If starting with the rifle, engage the rifle targets in a 1-3-1 sweep from either direction. With pistols, repeat per rifle instructions. With shotgun, knock down shotgun targets in any order.

Stage 6
"DER HOOSGAW"



Round count 10 rifle, 10 pistol, & 4+ shotgun.

Rifle staged on left window, shotgun staged at right window, pistols holstered. Begin standing at the left window, rifle in hand.

Line: "Say when."

ATB: With your rifle place ten rounds on the three targets in any order. Move to the bar and with your pistols, repeat per rifle instructions. Move to the right window and knock down the shotgun targets in any order.